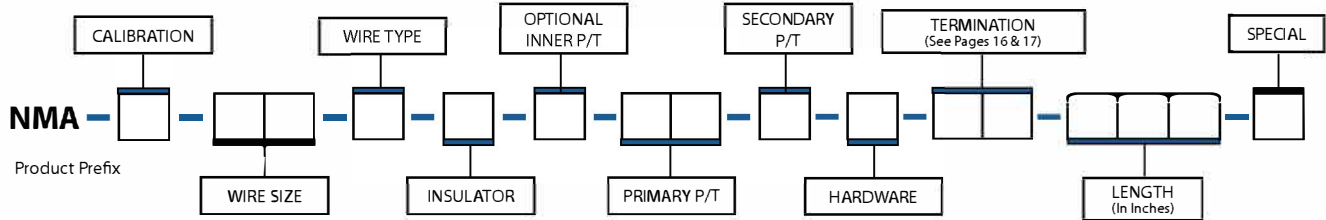


Noble Metal Assemblies (NMA)

- Numerous configurations for rigorous applications, temperatures up to 4200°F
- Careful component, wire, and gauge specifications will optimize every assembly
- Specifications and product code tables enable CEL users to make effective design decisions




Specifications/Codes

CALIBRATION	WIRE SIZE <small>(Dia. In inches)</small>	WIRE TYPE	INSULATOR	OPTIONAL INNER P/T	PRIMARY P/T			
S - Pt-Pt 10% Rh R - Pt-Pt 13% Rh B - Pt 6% Rh-Pt 30% Rh C - W 5% Re - W 26% Re F - Platinel G - Gold L - Silver	30 - .010 28 - .013 27 - .014 26 - .016 24 - .020 23 - .023 22 - .025 21 - .028 20 - .032 18 - .040 15 - .060 14 - .064 XX - Other	1 - Standard 2 - Reference Grade 3 - Stabilized	2 - .125 OD Mullite 4 - .187 OD Mullite A - .187 OD Mullite w/Collar 6 - .250 OD Mullite C - .250 OD Mullite w/Collar 3 - .125 OD Alumina 5 - .187 OD Alumina B - .187 OD Alumina w/Collar 7 - .250 OD Alumina D - .250 OD Alumina w/Collar E - 1/16" OD Spaghetti U - Special Insulator M - .156 Alumina w/Collar N - .200 Alumina	0 - No Inner Tube 3 - 5mm x 7mm Mullite 1 - 1/4" x 3/8" Mullite 4 - 5mm x 7mm Alumina 2 - 1/4" x 3/8" Alumina 5 - 5mm x 8mm Alumina 6 - 3/16 X 1/4" Alumina	M9 - 1/8" x 3/16" OD Mullite M2 - 3/16" x 1/4" OD Mullite M5 - 5mm x 7mm Alumina M8 - 1/4" x 3/8" OD Mullite M3 - 3/8" x 1/2" OD Mullite M6 - 7/16" x 11/16" OD Mullite MF - 11/16" Mullite 3/4 Hex 3/4 SS MH - 11/16" Mullite w/1/2 x 3/4 Ftg. MN - 11/16" Mullite w/3/4 Nipple (Close) MS - 11/16" Mullite w/356 Slv. M4 - 1/2" x 3/4" OD Mullite M1 - 3/4" x 1" OD Mullite M7 - 1" x 1-1/4" Mullite A9 - 1/8" x 3/16" Alumina A2 - 3/16" x 1/4" OD Alumina A0 - 3/16" x 5/16" OD Alumina A5 - 5mm x 7mm Alumina	A8 - 1/4" x 3/8" OD Alumina AA - 5/16" x 7/16" Alumina A3 - 3/8" x 1/2" OD Alumina A6 - 7/16" x 11/16" OD Alumina AF - 11/16" Alumina. 3/4 Hex 3/4 SS AH - 11/16" Alumina. w/1/2 x 3/4 Ftg. AN - 11/16" Alumina w/3/4 Nipple (Close) AS - 11/16" Alumina w/356 Slv. A4 - 1/2" x 3/4" OD Alumina A1 - 3/4" x 1" OD Alumina A7 - 1" x 1-1/4" Alumina I4 - 1/4" OD Inconel Tubing I5 - 3/16" OD Inconel Tubing H3 - Hex alloy HM - 3/8" x 11/16" Halsic "R" HL - 5/16" x 5/8" Halsic "R"		
SECONDARY P/T		HARDWARE		LENGTH <small>(In inches)</small>	SPECIAL			
0 - No Secondary 2 - Silicon Carbide w/o Collar 3 - 1/2" NPT Inconel 4 - 3/4" NPT Inconel 5 - 1" NPT Inconel 6 - 1/4" x 3/8" Mullite 7 - 7/16" x 11/16" Mullite 8 - 1/2" x 3/4" Mullite 9 - 3/4" x 1" Mullite A - 1" x 1-1/4" Mullite B - 1/4" x 3/8" Alumina C - 7/16" x 11/16" Alumina D - 1/2" x 3/4" Alumina		E - 3/4" x 1" Alumina F - 1" x 1-1/4" Alumina G - LT-1 Metal Ceramic H - 1/4" NPT Inconel J - 1/2" NPT 446S K - 3/4" NPT 309 L - 3/4" NPT 446SS M - 3/4" NPT 310SS S - Silicon Carbide w/Collar T - 3/4" NPT 253 Alloy U - 3/8" NPT Inconel W - 1/2" NPT 253 Alloy X - 3/4" NPT 304		0 - No Hardware 1 - Support Casting Assembly 2 - Weatherproof Cover 3 - 1" Coupling 4 - Adjustable Flange 6 - St. Hex Bush/Alloy Sleeve 7 - Hex Bushing 1" NPT 8 - 3/4" Hex 3/4" Fitting 9 - 3/4" x 1" St. Hex Fitting		A - Alloy Sleeve B - 1/2" X Close Nipple C - Close Nipple E - Hex Bushing, 3/4" NPT F - W/P Cover w/Flange H - 1/2" Hex 1/2" Fitting P - 3/4" x 1-1/4" Hex Bushing Q - 1" x 1-1/2" Hex Busing R - 1/2" x 3/4" St. Hex Fitting T - Tapered Plug W - 1-1/2" Hex Bushing X - 1/2" NPT Hex Bushing	Specify from 000" to 999"	0 - None C - Lot Certification (Std.) D - Dual Element E - Individual Certification F - Evacuate & Backfill H - Effective Length X - Special (Consult Factory) 5 - Split Flange 2 - Dual Element Lot Certified

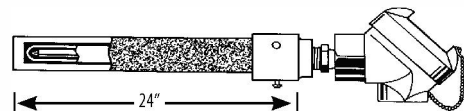
Example Ordering Numbers **Platinum thermocouple assemblies with generic description and ordering**

NME **S-24-1-2-0-A S-0-0-B 1-0 1 8-0**



Type S, .020" dia. assembly 7/16" x 11/16" Alumina tube, 356 brass sleeve, open terminal head, 18" long.

NME **S-24-1-3-0-A H-2-2-C 2-0 2 4-0**



Type R, .020" dia. assembly 7/16" x 11/16" Alumina primary tube, with 1/2" x 3/4" steel fitting inside a silicon carbide tube with a weatherproof cover and cast iron head, 24" long